

Fully Automatic CNC Series

NC.40ZB-1200 CNC BUSBAR BENDING MACHINE

I. Product Description

NC.40ZB-1200 CNC busbar bending machine is a high-efficiency, highly automated and high-precision busbar processing equipment used for bending copper and aluminum bars. The NC.40ZB-1200 CNC busbar bending machine uses a servo motor as the main power, CNC as the control unit, and is equipped with a **self-developed CAD/CAM software system**, making the machine's automation level at the leading level in the same industry. CNC busbar bending machine is an ideal equipment for busbar processing in high and low voltage complete sets, box-type substations, transformers, bus ducts and other industries.




The machine uses a large inertia servo motor as the main power to provide transmission power for a high-precision planetary reducer and a grinding-grade ball screw. Compared with traditional hydraulic bending machines, it has the following advantages:

1. The transmission is stable, the repeated positioning accuracy is high, the accuracy is not affected by temperature, and it is more stable.
2. It has an automatic stop function during standby, which greatly reduces working energy consumption.
3. The machine is powered by a servo motor, which solves the trouble caused by oil leakage in hydraulic transmission.
4. The servo motor makes a small sound when working, reducing noise pollution.
5. Centered force mode, linear guide guide, balanced force, reducing eccentric load and friction
6. The impact of friction on screw life and machining accuracy.
7. The stopper ruler is divided into three levels and can be adjusted manually according to the processing technology, which greatly improves work efficiency.



Servo Motor Drive



Servo Stopper Device



PLC System

II.Product Parameters

NO.	Items	Parameters
1	Standard Pressure	400KN
2	Spindle Motor Power	7.5KW
3	Bending Precision	±0.3°
4	Spindle Stroke	200mm
5	Material Blocking Accuracy	±0.15mm
6	Flat Bend Maximum Size	15*160mm
7	Vertical Bend Maximum Size	12*120mm
8	Servo Stopper Length	1200mm
9	X-axis Servo Motor Power	750W
10	X-axis Stroke Speed	15m/min
11	Y-axis Servo Motor Power	7.5KW
12	Y-axis Stroke Speed	Fastest 5m/min; Low: 1.25m/min
13	Voltage	380V 50HZ/60HZ


Note: The equipment motor adopts dual-frequency motor, supporting 50HZ and 60HZ. If your local industrial voltage is not 380V, such as 400V, 415V, 220V, etc., our factory supports motor customization.

III.Parts Origin & Brand


NO.	Items	Brand Origin
1	Servo Motor	Rexroth, Germany
2	Server Driver	Rexroth, Germany
3	AC Contactor	Siemens, Germany
4	Thermal Relay	Siemens, Germany
5	Programmable Controllers	Beckhoff, Germany
6	Computer	QIYANG,China

IV. Molds and Accessories


NO.	Items	Specification	Qty
1	Flat Bend Convex Mold	R5	1
2	Flat Bend Convex Mold	R10	1
3	Flat Bend Concave Mold	50mm	1
4	Flat Bend Concave Mold	80mm	1
5	Vertical Bend Convex Mold	R30	1
6	Vertical Bend Convex Mold	R100	1
7	Vertical Bend Insert Shaft	/	4
8	Tool Kit	/	1




R10




R5



50mm Concave Mold



80mm Concave Mold



R100 Vertical Bend Mold



R30 Vertical Bend Mold



Twist Mold

Note: The twisting mold is not included in the standard configuration of the equipment mold. If needed, it needs to be purchased separately.

V. Customer Service

1. The overall quality guarantee of the equipment is 1 year, and the system is upgraded for free for life.
2. Delivery time: 20 working days.
3. After the equipment arrives at the customer's site for the first time, our factory technical engineers will arrive at the site to guide customers to install and debug the equipment free of charge, and provide training, but the travel expenses (air tickets, accommodation) incurred must be borne by the buyer.